

## Euro TopTen

Monitoring of the number of the project internet websites visitors

Semester 3 (I / 2007), part of Deliverable 9, Work package 3

### Web Frequentation note n.2

Prepared by SEVEN, The Energy Efficiency Center, Czech Republic

---

The total attendance of [www.europopten.eu](http://www.europopten.eu) is 3 804 816 for the whole analyzed period. From this amount - 3 118 636 belong to Steering group. But the contribution of each country is not equal.

At the generalized graph we could see the stable growth with the contribution of all presented countries.

In monthly attendance graph the division for EuroTopTen and Steering group is presented. Not only the quantitative exponents are different, but disturbance is evidenced in different time periods.

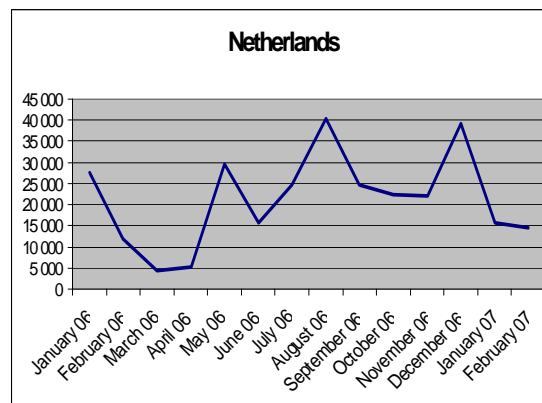
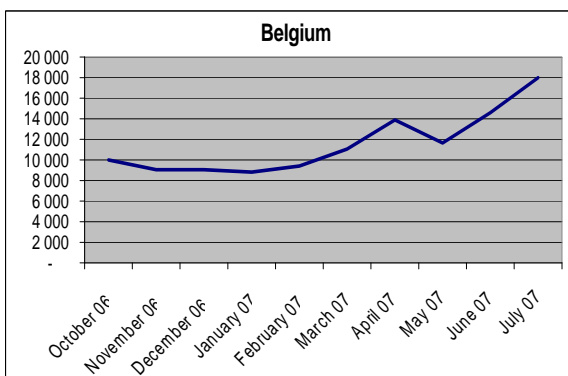
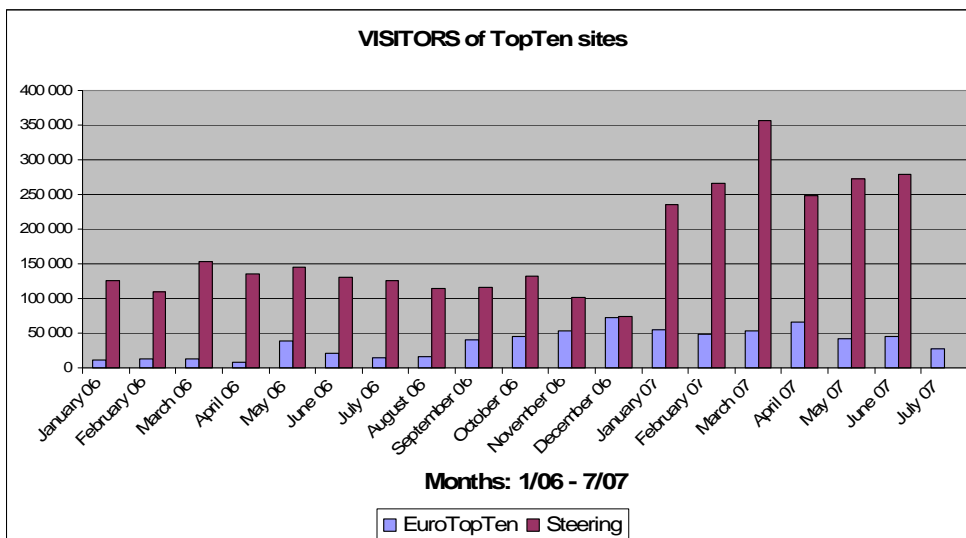
The attendance of EuroTopTen group from the beginning was 10 times lower than in Steering group. But in December 2006 the attendance was already at the same level. After it the attendance of Steering group started rapidly increase, so at the end of measured period the attendance of Steering group was almost 8 times higher again.

During the whole studied period the stable attendance growth is observed. But the coefficient of average growth in EuroTopTen (8,95) is two times higher than in Steering group (4,8).

The strength of Steering group presented by Switzerland only, but even though the attendance rate of EuroTopTen sometimes is ten times lower.

If we check the growth (or recession) of attendance we could mention that some countries have the increasing attendance (Belgium), some of them have decreasing (like Switzerland) and some of them have rapidly jumping attendance (Netherlands).





## Euro TopTen

Web Frequentation note number 2  
(Semester I/ 2007)



Prepared by SEVEN, The Energy Efficiency Center, Czech Republic.  
Juraj Krivošík, [juraj.krivosik@svn.cz](mailto:juraj.krivosik@svn.cz)



The sole responsibility for the content of this publication lies with the authors. It does not necessarily reflect the opinion of the European Communities. The European Commission is not responsible for any use that may be made of the information contained therein.