

Swiss appliances sales development 2004 – 2015

Analysis and Graphs:

S.A.F.E. (Swiss Agency for efficient energy use) www.energieeffizienz.ch and www.topten.ch

Data source:

FEA (Swiss Association of the Domestic Electrical Appliances Industry), www.fea.ch

29th August 2015

Content

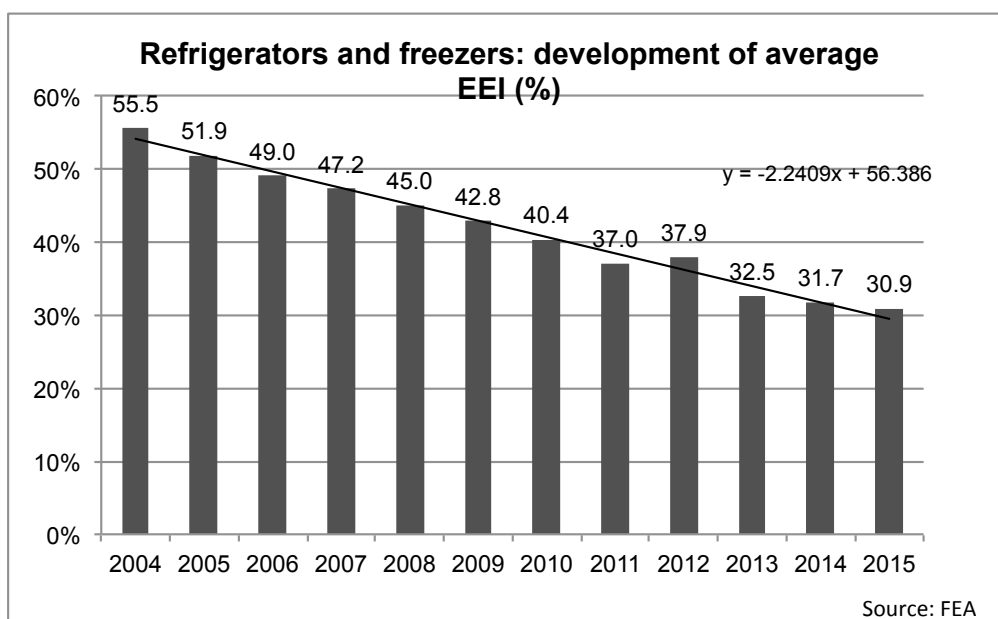
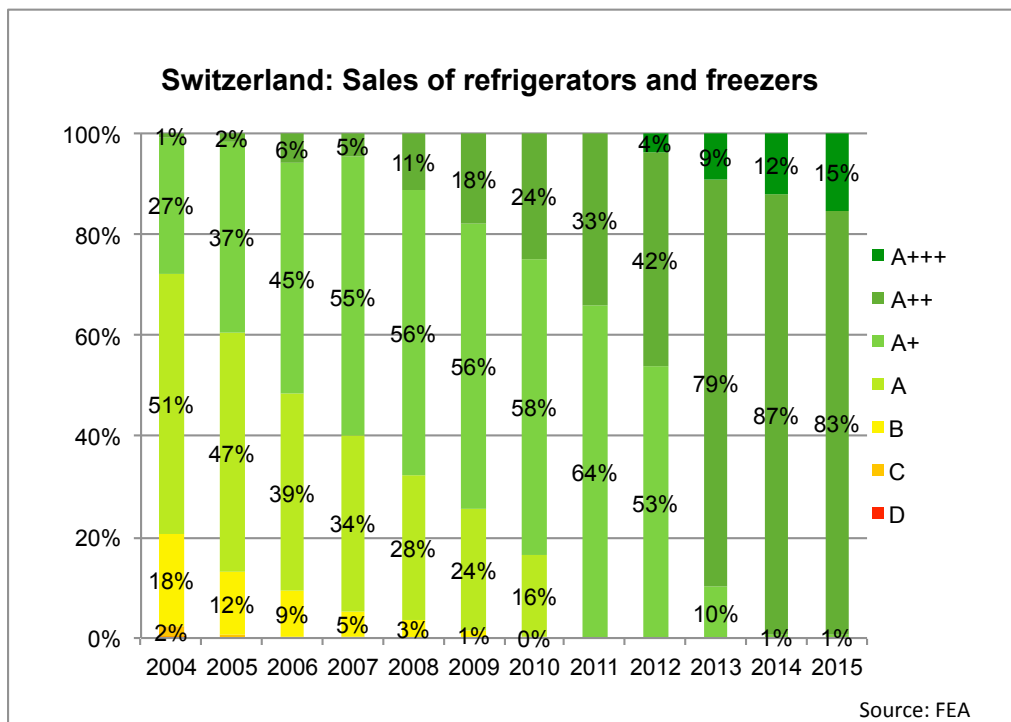
- 1. Refrigerators and freezers 2**
- 2. Refrigerators 3**
- 3. Freezers..... 4**
- 4. Washing machines 5**
- 5. Tumble driers..... 6**
- 6. Dishwashers 7**
- 7. Ovens..... 8**
- Annex 9**

1. Refrigerators and freezers

Sales of refrigerators and freezers, Switzerland

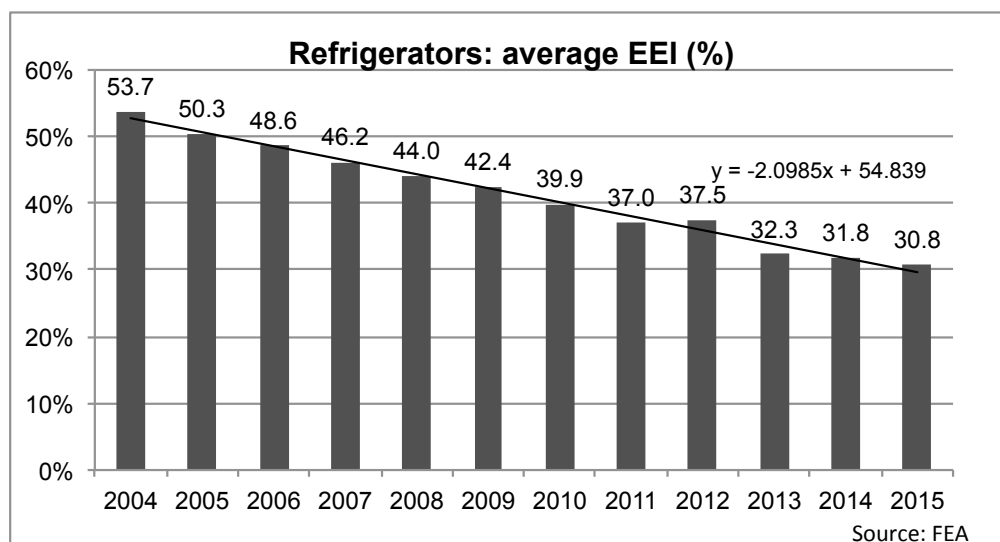
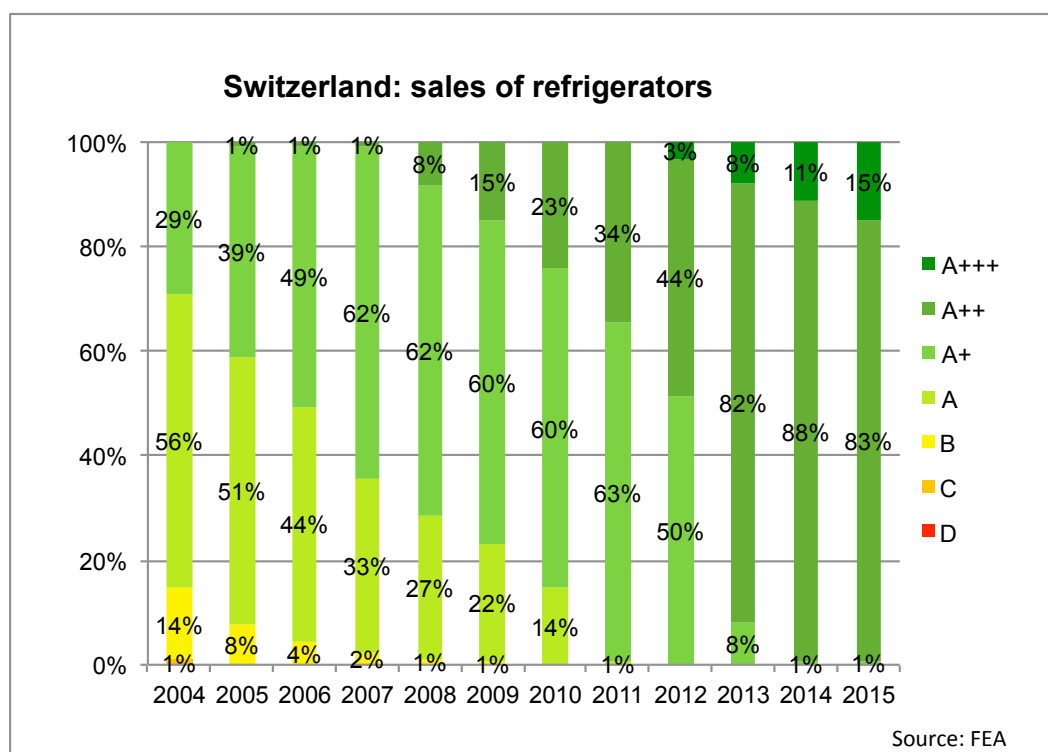
Source: FEA)

Efficiency class	2004	2005	2006	2007	2008	2009	2010	2011	2012	2013	2014	2015
A+++									15'126	36'159	47'884	60'893
A++	2'682	5'857	22'193	17'902	43'828	68'081	98'162	136'732	171'428	318'981	341'199	337'804
A+	97'672	138'927	174'196	211'803	217'279	215'883	233'010	263'839	216'892	40'231	2'496	2'392
A	187'611	175'877	148'257	133'312	110'772	92'837	65'547	1'955	0	131	0	5'939
B	66'504	44'967	33'926	20'186	13'463	5'389	235	0	0	0	0	-
C	7'046	2'691	1'132	648	0	0	0	0	0	0	0	-
D	1'263	0	0	0	0	0	0	0	0	0	0	-
E	0	0	0	0	0	0	0	0	0	0	0	-
F	1'757	1'419	1'735	2'062	1'791	1'587	1'567	1'191	0	0	0	-
G	0	0	0	0	0	0	0	0	0	0	0	-
unknown	312	2'161	1'609	2'293	3'110	4'497	6'512	6'143	6'710	6'714	0	678
Total	364'847	371'899	383'048	388'206	390'243	388'274	405'033	409'860	410'156	402'216	391'579	407'706



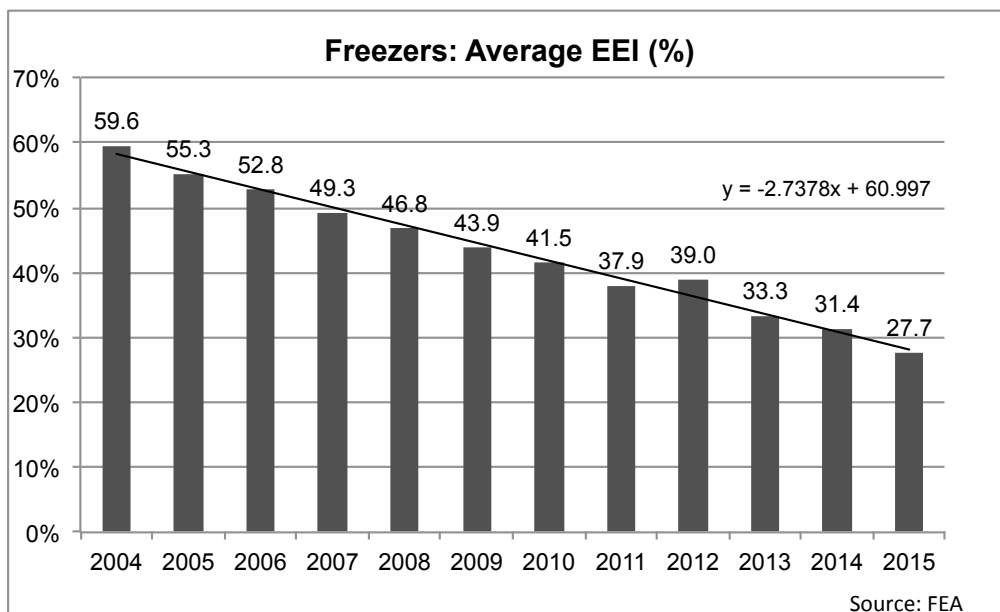
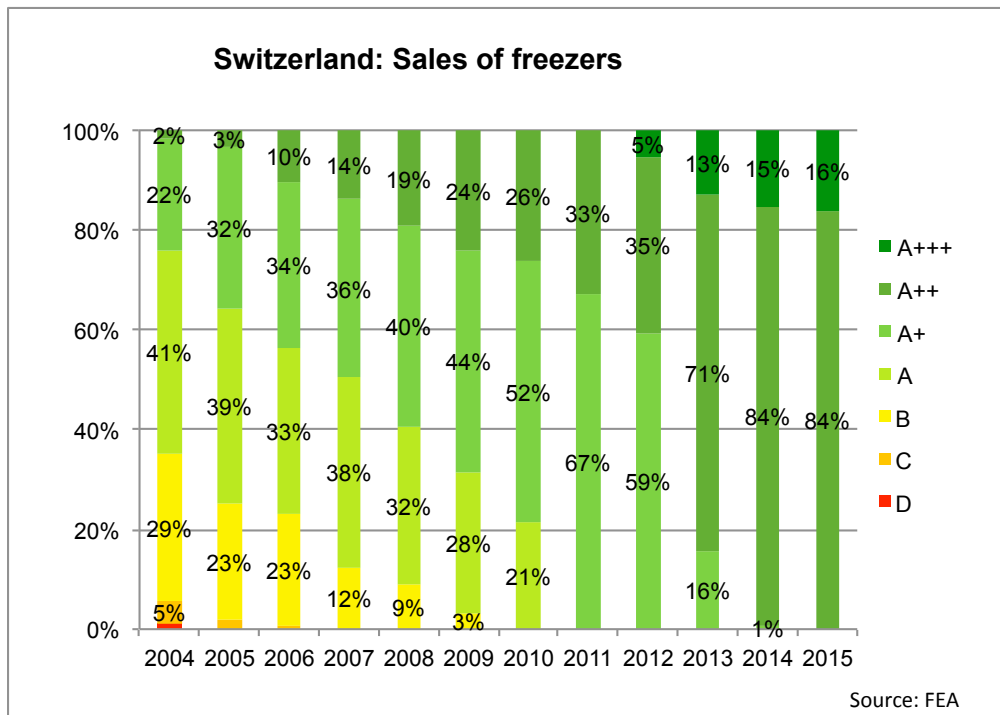
2. Refrigerators

Sales of refrigerators, Switzerland											(Source: FEA)	
Efficiency class	2004	2005	2006	2007	2008	2009	2010	2011	2012	2013	2014	2015
A+++									9'239	23'278	33'789	46'319
A++	893	2'139	1'747	2'270	22'493	40'306	68'323	98'822	131'792	248'577	263'033	261'893
A+	74'191	104'479	135'814	171'324	172'730	164'493	173'318	186'789	150'173	24'660	1'825	2'392
A	144'114	133'717	122'352	90'339	75'069	60'327	41'372	1'615	0	131	0	5'939
B	35'528	20'188	12'214	6'061	3'132	1'539	0	0	0	0	0	0
C	2'254	502	546	394	0	0	0	0	0	0	0	0
D	0	0	0	0	0	0	0	0	0	0	0	0
E	0	0	0	0	0	0	0	0	0	0	0	0
F	1'757	1'419	1'735	2'062	1'791	1'587	1'567	1'191	0	0	0	0
G	0	0	0	0	0	0	0	0	0	0	0	0
unknown	166	2'161	1'609	2'293	4'007	4'497	6'512	6'143	6'710	6'714	0	678
Total	258'903	264'605	276'017	274'743	279'222	272'749	291'092	294'560	297'914	303'360	298'647	317'221



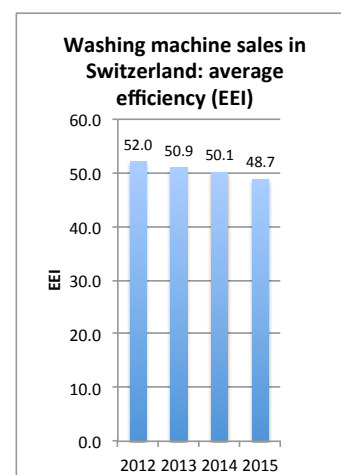
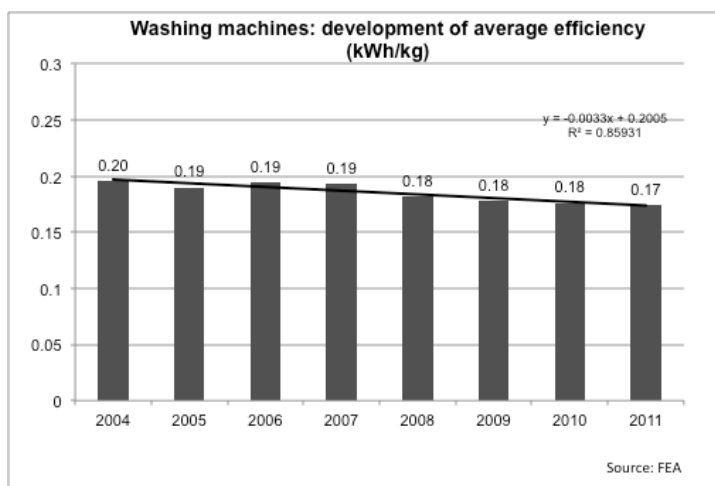
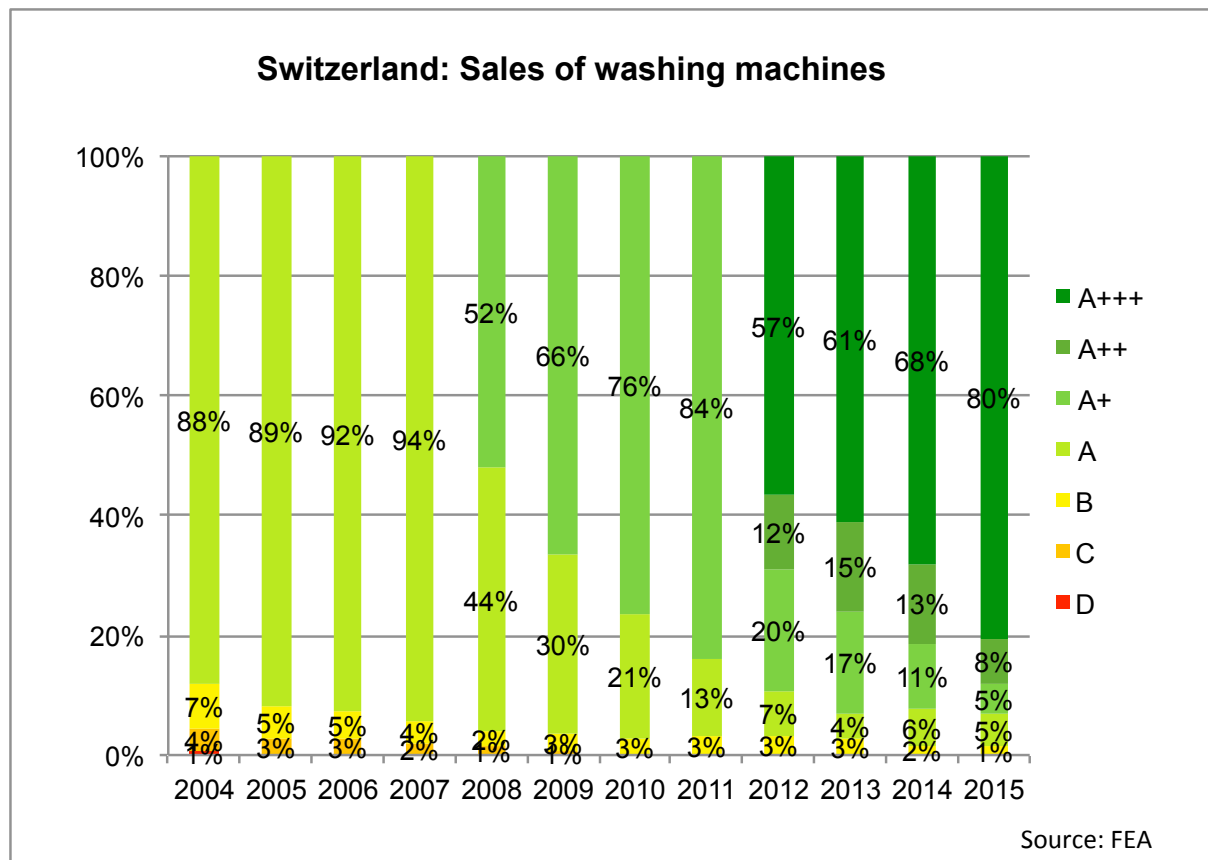
3. Freezers

Sales of freezers, Switzerland											(Source: FEA)	
Efficiency class	2004	2005	2006	2007	2008	2009	2010	2011	2012	2013	2014	2015
A+++									5887	12881	14095	14574
A++	1'789	3'718	10'912	15'632	21'335	27'775	29'839	37'910	39'636	70'404	78'166	75'911
A+	23'481	34'448	35'866	40'479	44'549	51'390	59'692	77'050	66'719	15'571	671	0
A	43'497	42'160	35'443	42'973	35'286	32'510	24'175	340	0	0	0	0
B	30'976	24'779	24'224	14'125	9'851	3'850	235	0	0	0	0	0
C	4'792	2'189	586	254	0	0	0	0	0	0	0	0
D	1'263	0	0	0	0	0	0	0	0	0	0	0
E	0	0	0	0	0	0	0	0	0	0	0	0
F	0	0	0	0	0	0	0	0	0	0	0	0
G	0	0	0	0	0	0	0	0	0	0	0	0
unknown	146	0	0	0	0	0	0	0	0	0	0	0
Total	105'944	107'294	107'031	113'463	111'021	115'525	113'941	115'300	112'242	98'856	92'932	90'485



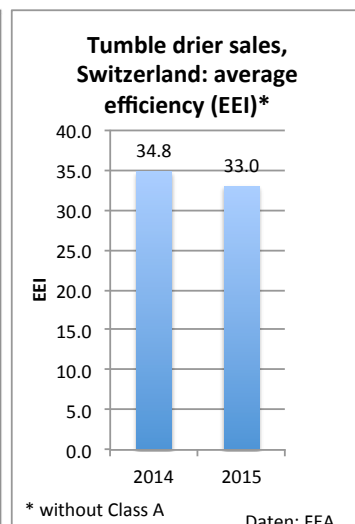
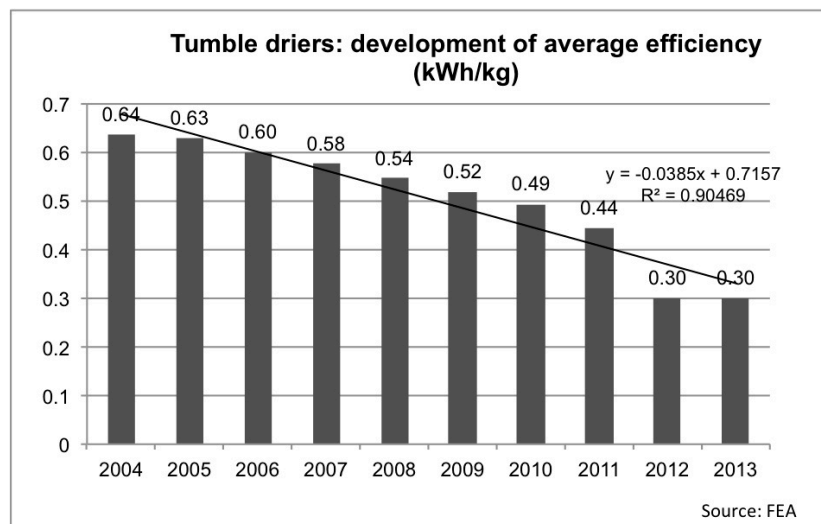
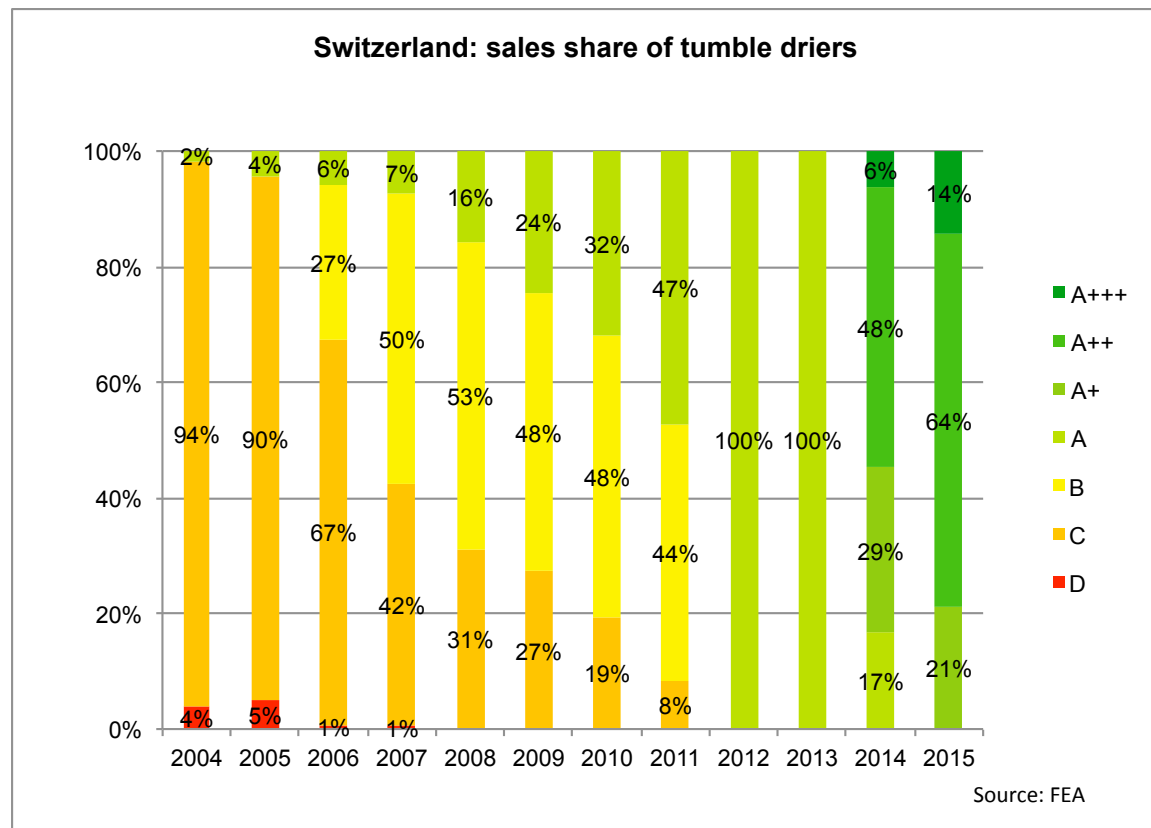
4. Washing machines

Sales of washing machines, Switzerland												(Source: FEA)
Efficiency class	2004	2005	2006	2007	2008	2009	2010	2011	2012	2013	2014	2015
A+++									109'762	126'086	141'268	175'967
A++									23'694	30'975	27'853	16'875
A+					94'514	119'908	143'847	161'074	39'594	35'377	22'938	11'152
A	144'802	145'712	157'377	165'791	80'061	54'755	39'727	25'262	14'340	8'703	12'576	11'462
B	11'995	8'642	8'088	6'279	4'436	4'981	4'852	5'885	6'397	5'574	3'222	3'262
C	6'566	4'382	4'448	3'627	2'667	1'214	700	0	0	0	0	0
D	965	556	627	106	0	0	0	0	0	0	0	0
E	371	0	0	0	0	0	0	0	0	0	0	0
F	0	0	0	0	0	0	0	0	0	0	0	0
G	0	0	0	0	0	0	0	0	0	0	0	0
unknown	303	4'014	184	0	0	0	0	0	0	0	0	0
Total	165'002	163'306	170'724	175'803	181'678	180'858	189'126	192'221	193'787	206'715	207'857	218'718



5. Tumble driers

Sales of tumble driers, Switzerland												(Source: FEA)
Efficiency class	2004	2005	2006	2007	2008	2009	2010	2011	2012	2013	2014	2015
A+++											7'971	18'344
A++											60'480	81'896
A+											35'671	26'805
A	1'513	4'195	5'885	7'469	16'522	25'135	35'993	54'381	109'260	117'912	20'826	506
B	0	123	26'445	50'383	55'964	49'288	54'628	51'090	0	0	0	0
C	81'786	85'359	66'370	42'332	32'883	27'817	21'777	9'669	0	0	0	0
D	3'301	4'551	673	594	441	377	369	0	0	0	0	0
E	1	0	0	0	0	0	0	0	0	0	0	0
F	0	0	0	0	0	0	0	0	0	0	0	0
G	227	189	0	0	0	0	0	0	0	0	0	0
unknown	0	7	0	0	0	0	0	0	0	0	0	0
Total	86'828	94'424	99'373	100'778	105'810	102'617	112'767	115'140	109'260	117'912	124'948	127'551

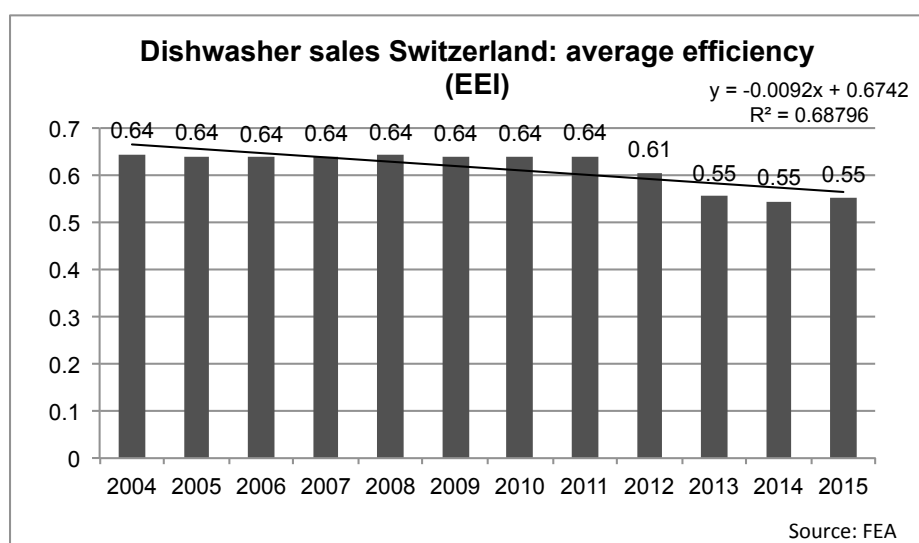
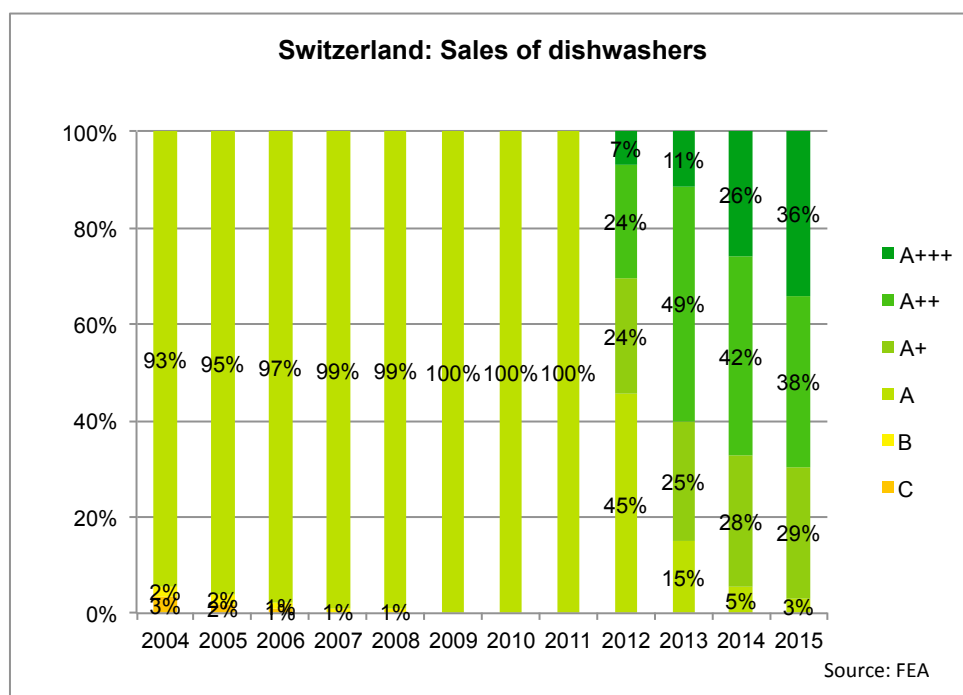


6. Dishwashers

Sales of dishwashers, Switzerland

(Source: FEA)

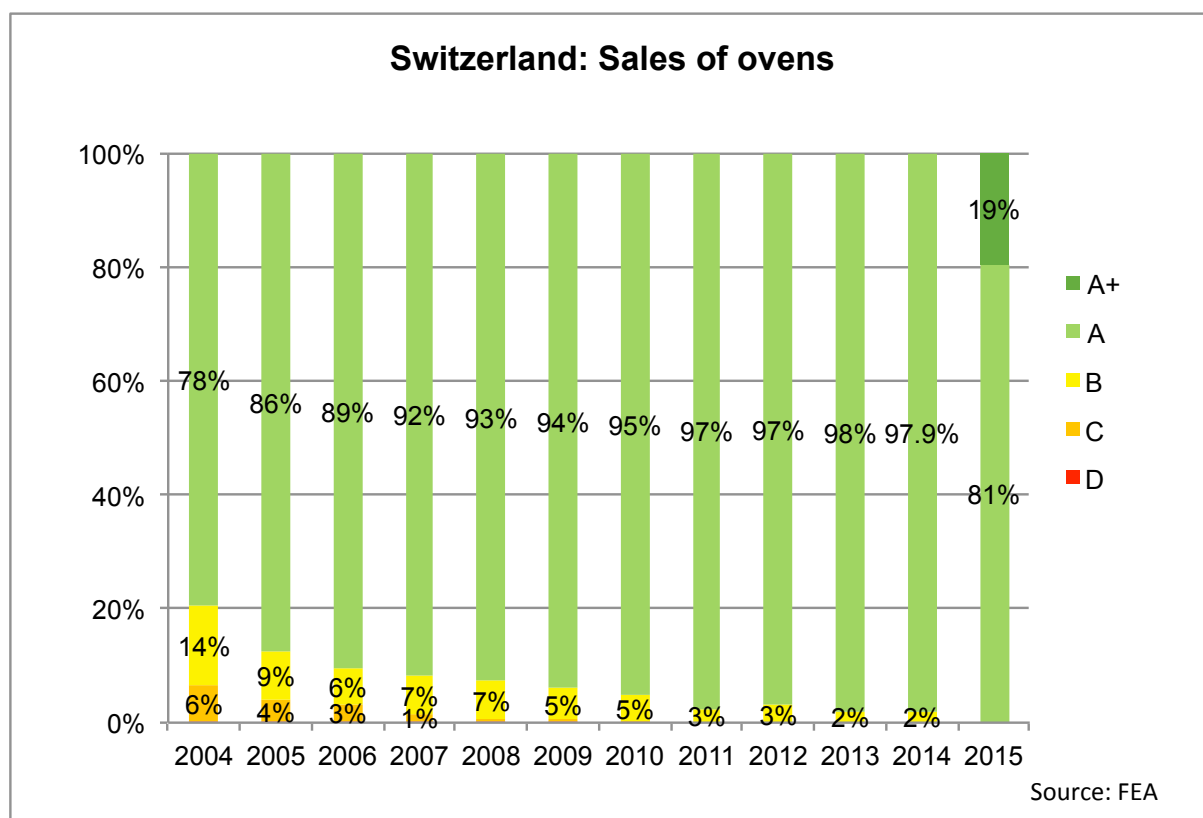
Efficiency class	2004	2005	2006	2007	2008	2009	2010	2011	2012	2013	2014	2015
A+++									14'606	24'463	57'549	77'907
A++									51'419	106'044	92'353	81'547
A+									51'863	54'175	60'912	62'763
A	160'949	170'161	179'787	189'980	193'967	195'714	209'871	210'647	98'320	32'661	11'926	7'018
B	3'931	3'306	2'392	1'639	2'060	655	649	0	0	0	0	0
C	5'802	3'512	1'428	889	0	0	0	0	0	0	0	0
D	24	0	0	0	0	0	0	0	0	0	0	0
E	0	0	0	0	0	0	0	0	0	0	0	0
F	0	0	0	0	0	0	0	0	0	0	0	0
G	0	0	0	0	0	0	0	0	0	0	0	0
unknown	1'760	1'641	1'646	0	0	0	0	0	0	0	0	0
Total	172'466	178'620	185'253	192'508	196'027	196'369	210'520	210'647	216'208	217'343	222'740	229'235



Note: For dishwashers a new EEI calculation formula was introduced in 2012, including left- and off mode consumption.

7. Ovens

Sales of ovens, Switzerland												(Source: FEA)
Efficiency class	2004	2005	2006	2007	2008	2009	2010	2011	2012	2013	2014	2015
A+++												
A++												
A+												42'203
A	124'342	140'534	148'567	154'663	154'838	153'178	159'883	162'062	168'808	171'151	211'929	175'337
B	22'466	14'256	10'382	11'582	11'006	8'688	8'275	4'232	5'273	3'634	4'605	0
C	9'889	5'956	4'566	1'903	920	774	13	0	0	0	0	0
D	288	252	567	531	248	245	99	0	0	0	0	0
E	1	0	0	0	0	0	0	0	0	0	0	0
F	0	0	0	0	0	0	0	0	0	0	0	0
G	0	0	0	0	0	0	0	0	0	0	0	0
unknown	2'063	2'607	2'972	91	0	0	0	0	0	0	0	0
Total	159'049	163'605	167'054	168'770	167'012	162'885	168'270	166'294	174'081	174'785	216'534	217'540



Annex

Calculation of the average product efficiency: assumptions

The average efficiency index has been calculated according to the following scheme:

Average efficiency index = Σ (all classes) sales proportion efficiency class (%) * EEI of the efficiency class

The specific assumptions for the appliance categories are as follows:

1. Refrigerators and freezers

Assumption: the EEI of all products of a class corresponds to the (lower) class limit according to the energy label from 2003, and from 2012 according to the energy label from 2010. Starting in 2014 the EEI for A+ was changed back to 42%:

Class	EEI (2003)	EEI, 2012	EEI, 2014
A+++		22%	22%
A++	30%	33%	33%
A+	42%	44%	42%
A	55%	55%	
B	75%	75%	
C	90%	95%	
D	100%	110%	
E	125%	125%	

2. Washing machines

Assumption: the specific efficiency of all products of a class corresponds to the (lower) class limit according to the energy label from 1996, from 2012 according to the energy label from 2010:

Class	kWh/kg (1996 – 2011)	EEI (since 2012)
A+++		46
A++		52
A+	0.17	59
A	0.19	68
B	0.23	77
C	0.27	87
D	0.31	

3. Tumble driers

Assumption: the specific efficiency of all products of a class corresponds to the (lower) class limit according to the energy label from 1995, based on a initial residual moisture content of 60%. Exemption: for class A a specific efficiency of 0.3 kWh/kg is assumed.

Class	kWh/kg
A	0.3
B	0.56
C	0.64
D	0.72

Since 2014, the new Energy Label based on EEI also applies in Switzerland:

Class	EEI
A+++	24
A++	32
A+	42
A	65

The result of the average EEI might be falsified by the class A values: most of these products are old models (old class A) with unknown EEI. Therefore class A was not considered for calculating the average EEI.

4. Dishwashers

Assumption: the EEI of all products of a class corresponds to the (lower) class limit according to the energy label from 1999, from 2012 according to the one from 2010:

Class	EEI (1999 – 2011)	EEI (since 2012)
A+++		50
A++		56
A+		63
A	0.64	71
B	0.76	80
C	0.88	
D	1.00	