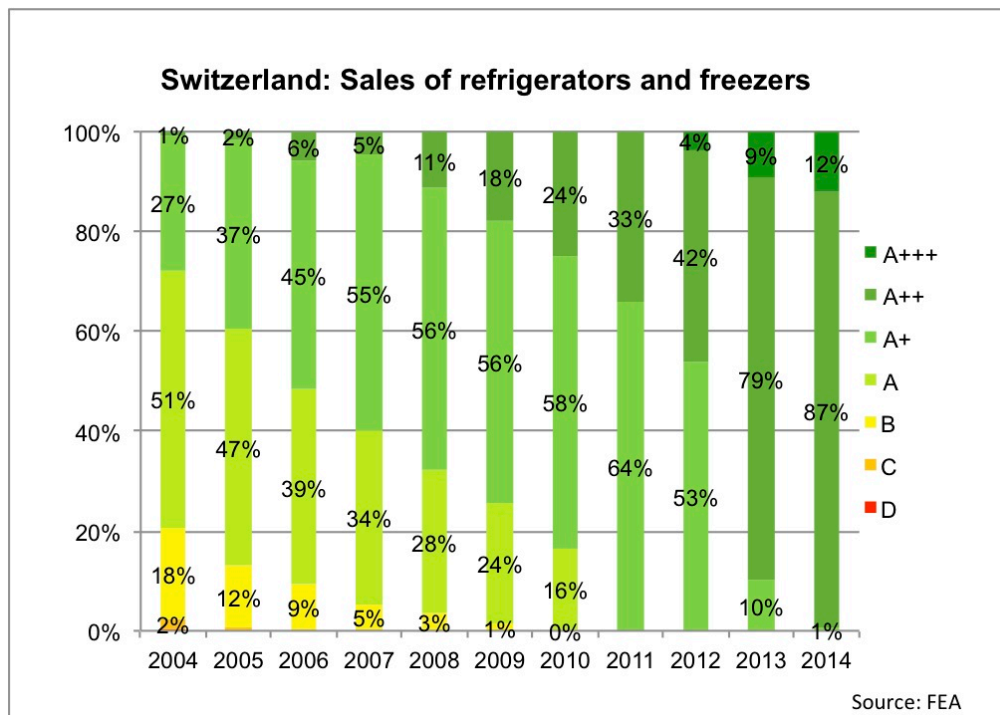


# Swiss appliance sales data, 2004 – 2014: Analysis and conclusions for EU market monitoring

15. September 2015

Anette Michel, Eric Bush, Topten International Services (TIS)



## Content

1. Summary.....	2
2. Background .....	3
3. Refrigerators and freezers .....	4
4. Washing machines.....	6
5. Tumble driers .....	8
6. Dishwashers .....	10
7. Ovens .....	11
8. Conclusions .....	12
9. References .....	15

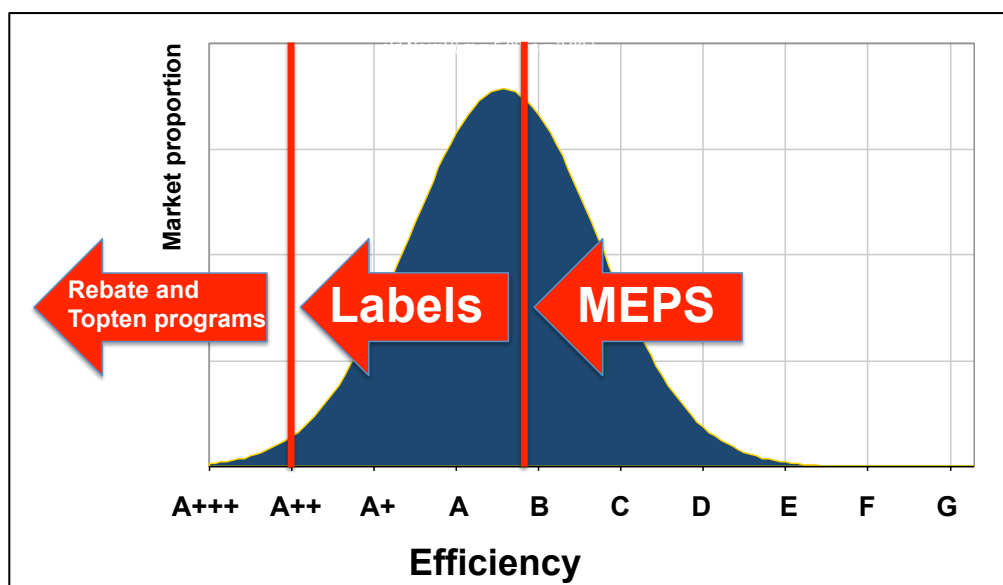
### 1. Summary

The Swiss FEA sales data on refrigerators and freezers, washing machines, tumble driers, dishwashers and ovens allow observing the technical development of these products towards higher efficiency. Linking the different rates of development visualised by the graphs to implemented policy instruments such as energy label, minimum efficiency requirements and rebate programs allows to conclude that these are vital for technical developments to happen – most of all an energy label with an appropriate classification scale. To define, monitor and revise these policy instruments systematic market data like the ones interpreted here are key. A systematic market monitoring in the EU could avoid efficiency measures with only little or no effect.

## 2. Background

Different policy instruments help to push or pull the appliance markets towards higher energy efficiency. The scope of the most important of these instruments are shown in graph 1:

- Energy labels or other labels make the efficiency of products visible to consumers, driving the consumers' choice towards higher efficiency products. At the same time labels exert an incentive towards manufacturers to develop more efficient models. Apart from these direct effects, the energy label serves as a basis for most other instruments. Therefore a good energy label with an appropriate labelling scale is absolutely crucial for the technical development of appliances.
- Rebate programs and other initiatives such as Topten websites focus on the top segment and help new technologies to reach the market breakthrough. Rebate programs are most easily defined based on the energy label: focusing on the top class only. In absence of a functioning energy label (if almost all models are in class A for instance) it is difficult to define criteria that can be easily verified.
- Minimum efficiency requirements (also MEPS: minimum energy performance standards) eliminate the least efficient products from the market. Also minimum efficiency requirements are difficult to be defined and implemented if no good energy label (with more than just one or two classes on the market) can serve as a basis.



Graph 1: different instruments push or pull the appliance market towards higher efficiency

Statistics like the ones published by S.A.F.E. and FEA (2015), showing the development of the Swiss appliance sales markets, are crucial to define these policy instruments appropriately and to monitor their effect. The European Union does not systematically monitor the development of the appliance markets in its Member States.

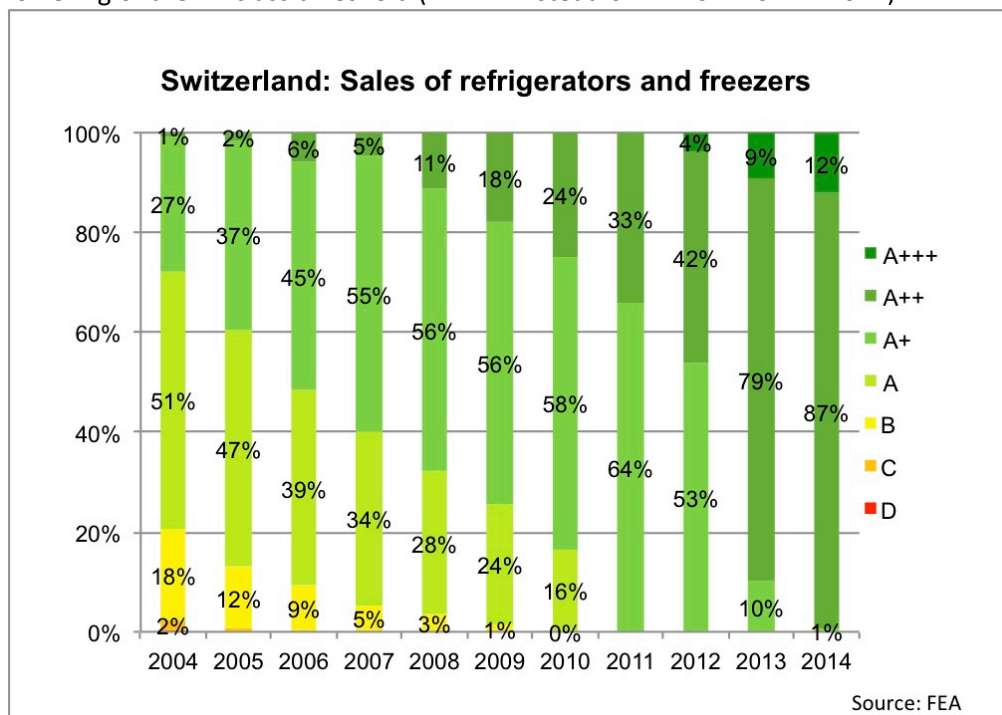
Switzerland usually adopts the EU energy label and in most cases also the EU ecodesign measures. In some cases however the country with a high per capita income and generally high quality standards implements more ambitious minimum efficiency requirements than the EU – this is the case for instance for refrigerators and freezers or tumble driers. In these cases the decisions on the level of MEPS were based on the market data discussed here.

The Swiss Association of the Domestic Electrical Appliances Industry (FEA) each year publishes the sales data for six product categories. The present interpretation of the sales development from 2004 to 2014 shows the potential of a similar, systematic market monitoring in the European Union.

### 3. Refrigerators and freezers

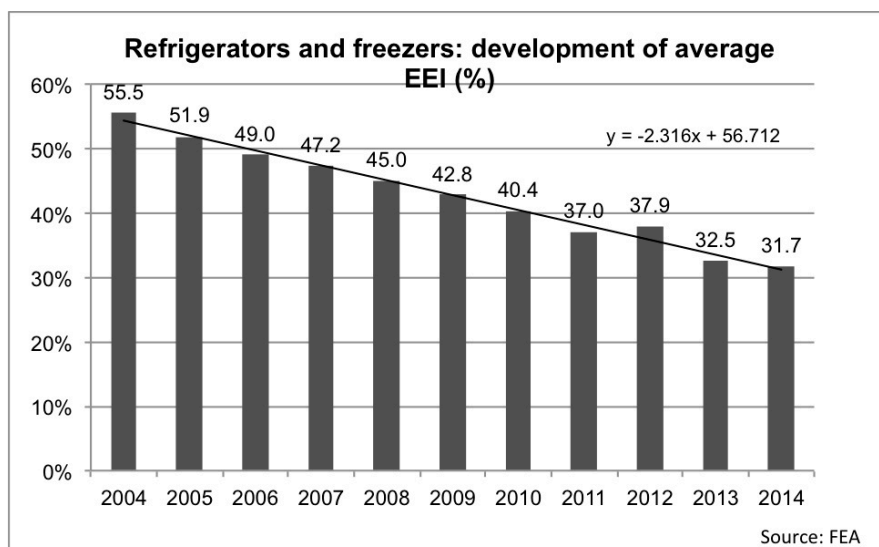
#### Description

The graphs on refrigerators and freezers published by S.A.F.E. and FEA (2015) show a constant efficiency improvement from 2004 to 2014. Starting with almost 30% in 2004 the classes A+ to A+++ made up 100% of the sales after 2011. In 2004 the typical refrigerator/freezer model was of class A (EEI= 55.5), in 2014 it was at the A++ level (EEI=31.7). The typical refrigerator/freezer model has improved by 43% in those ten years. From 2011 to 2012 the average EEI increased, even though the sales shares were shifted towards more efficient models. The reason for this was the temporary lowering of the A+ class threshold (EEI=44 instead of 42 from 2012 – 2014).



Graph 2: Swiss refrigerator and freezer market development.

Graph source: S.A.F.E. and FEA (2015)



Graph 3: Development of the refrigerators and freezers efficiency in Switzerland.

Graph source: S.A.F.E. and FEA (2015)

**Interpretation: Policy Instruments**

The refrigerator/freezer graphs show nicely the effect an energy label in combination with the announcement of minimum efficiency requirements can have. The efficiency of the market kept increasing at a constant rate.

**1. Energy Label**

In 2003/2004 the original energy label from 1994 was amended with the two classes A+ and A++. The A+-threshold however had been used before this for rebate programmes. Graph 2 shows that after 2004 the new classes quickly helped to shift the market to higher efficiency. When added in 2003, the A++ class was virtually empty. It acted as an incentive for manufacturers to develop better products. In 2011 one third of all products reached the class A++ threshold.

In 2012 the next class was introduced: A+++. In its third year, 2014, 12% of the sales were in this top class, and basically the rest is in class A++.

**2. Minimum efficiency requirements**

Based on FEA sales data, Switzerland has defined minimum efficiency requirements ahead of the EU: while class A was also introduced as minimum requirement in 2010, A+ must be met since January 2011, and since January 2013 only products of class A++ or better are allowed on the Swiss market. The EU fully implements A+ as requirement since July 2014 only (incl. smaller measurement tolerances) and so far has not defined any further steps.

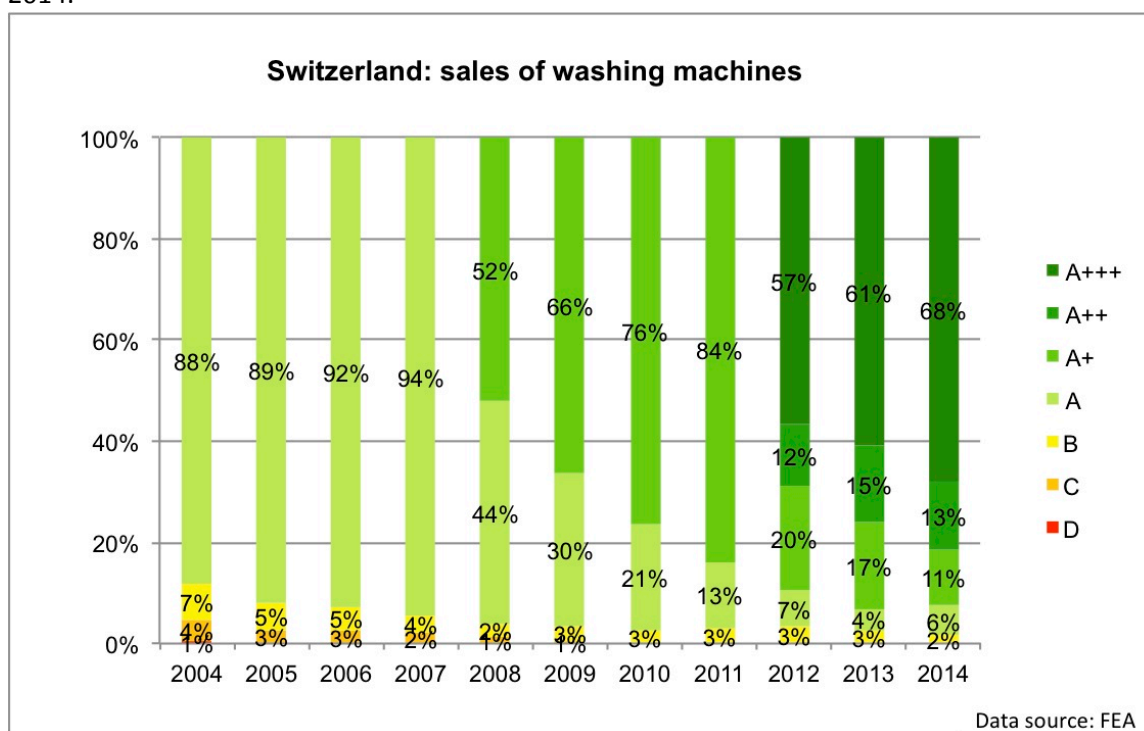
In 2012 still more than 50% of the sales were in class A+. The new MEPS, banning A+ from January 2013, had a considerable energy saving effect, eliminating nearly the less efficient 50% of the market, while at the same time giving a boost to the two most efficient classes.

In Switzerland there are only two classes left on the market, in the EU three. Clearly the revision of the refrigerators and freezers Energy Label is due and new, rescaled classes are a need. The publication of a study preparing the revision is expected in early 2016.

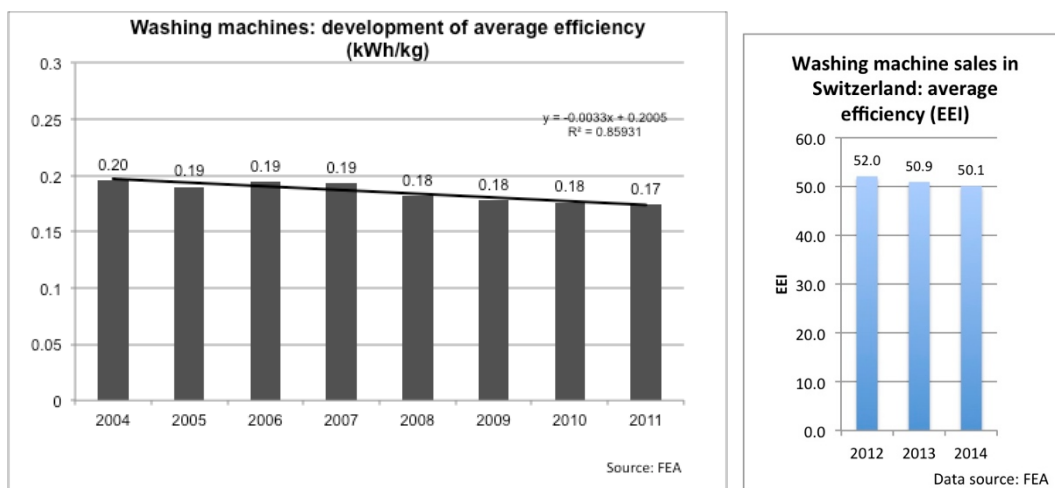
#### 4. Washing machines

##### Description

The washing machines efficiency development graphs show only little improvement from 2004 to 2007. Class A makes up the vast majority of all sales (88% to 94%). The average efficiency consequently remains almost at the same level during those years, only improving by 4% from 2004 to 2007. In 2008 the class A+ is added and makes up more than 50% of all sales, increasing to 84% by 2011. The calculated average efficiency improves from 0.23 kWh/kg to 0.2 kWh/kg – with 13% a much stronger improvement than in the four years before. A similar development happens in 2012 with the introduction of the new Energy Label, which adds the classes A++ and A+++; the vast majority of all sales is in these classes in 2012. 68% of the washing machines are in class A+++ in 2014.



Graph 4: Swiss washing machine market development. Graph source: S.A.F.E. and FEA (2015)



Graph 5: Development of the washing machines efficiency in Switzerland. Graph source: S.A.F.E. and FEA (2015)

## Interpretation: Policy Instruments

### 1. Energy Label

The washing machines graphs show two different situations: from 2004 to 2008 up to more than 90% of all products were in the top class, there was no way to market more efficient washing machines. Consequently there is no efficiency development to be observed in this period. In 2008 Switzerland autonomously added a class A+. This new class filled up over the next four years and drove a development to some extent. The 52% A+ models in 2008 were not newly developed products, but models exceeding the class A threshold before this – without official possibility to communicate this. The added A+ class did not drive the development of much more efficient washing machines, but at least lead to an increase of models reaching this new class. In 2011 the situation resembled the one from 2004 – only at a one class higher level.

As expected, also the 2014 and before situation with the new Label resembles the one to 2008: many models already met the efficiency levels of A++ and A+++, and these classes accounted for the majority of the sales from the start of their implementation. Even the A+++ threshold is exceeded by 50% by some washing machines on the market ([www.topten.eu](http://www.topten.eu)). The revised Label has not been ambitious enough to trigger real innovation. A profoundly revised energy label with ambitious top classes has the capacity to induce more than that and to trigger more energy savings. A study preparing the revision of the label and Ecodesign regulations is currently being prepared.

### 2. Minimum efficiency requirements

Switzerland's announced minimum efficiency requirements are in line with the EU ecodesign regulation: after January 2012 a minimum efficiency corresponding to class A was required, since December 2013 class A+ applies.

According to the data, still 2.7% of class B washing machines were sold in 2013, and 1.6% in 2014. In the first half of 2012 it was yet allowed to sell old machines that were on stock, but since then no such machines should be sold. The proportion of class B sales has however been very small since 2004 already, therefore the ban of this class has a limited impact on the efficiency of the typical washing machine. Graph 4 and sales data however show that the class B sales were higher in 2011 and 2012 than in the three years before – maybe a result of discount marketing in order to clear the stocks of the products soon to be banned from the sales.

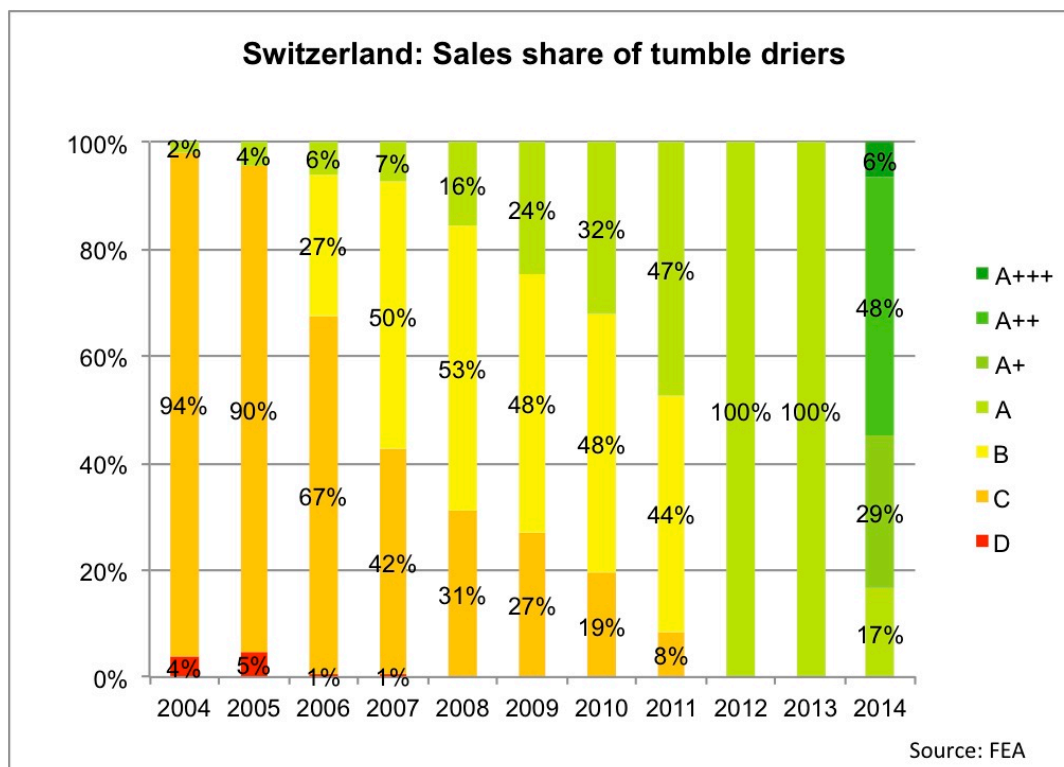
Unfortunately the newly introduced EEI cannot be compared to the previously used energy efficiency indicator. Therefore in 2012 a new graph is started.

## 5. Tumble driers

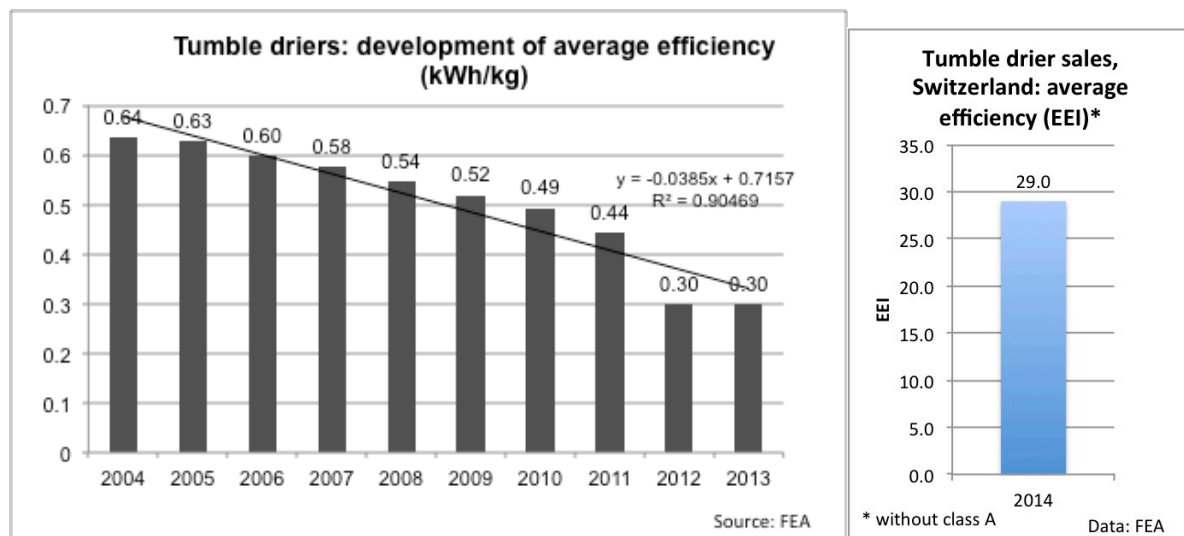
### Description

The development in the case of tumble driers that is visualized by the two graphs published by S.A.F.E. and FEA (2015) is special and interesting in two ways:

- Class C, which was dominating the market until 2006, was displaced by classes B and A at the same time by 2011. Class B emerged on the market later than class A, but then its sales proportion increased very quickly. In 2011 class A reached a higher sales proportion than class B. With close to 50% sales share in 2011, class A has been much more successful in Switzerland than in other European countries. In 2012, class A was implemented as minimum efficiency requirement in Switzerland. Only class A is allowed on the market since January 2012. This MEPS level was lifted to A+ in January 2015.
- While class B driers are not much more efficient than class C driers, class A (and better) driers represent a different technology, which is much more efficient: only heat pump driers, which are nearly twice as efficient as class B driers, reach classes A or better. This fact is reflected in the average efficiency development curve, which shows a strong improvement thanks to the emerging heat pump driers: from 2004 to 2011 the efficiency of the typical drier model increased by 30%. From 2011 to 2012 it made a jump – due to the MEPS being implemented. Since 2014 the new energy label applies in Switzerland, allowing consumers to distinguish more from less efficient heat pump driers.



Graph 6: Swiss tumble drier market development. Graph source: S.A.F.E. and FEA (2015)



Graph 7: Development of the tumble driers efficiency in Switzerland. Graph source: S.A.F.E. and FEA (2015)

## Interpretation: Policy instruments

### 1. Energy Label and rebate programs

For a long time it seemed that efficiency values exceeding class C could only be reached by the new technology of heat pump driers. Only when these heat pump driers, reaching class A, emerged on the market there seemed to be incentive enough to also develop class B driers. The old energy label did not reflect the huge gap in efficiency between the two classes: while class B driers just reached the threshold 0.56 kWh/kg, the vast majority of heat pump driers exceeds the class A threshold by far: instead of the required 0.5 kWh/kg efficiency heat pump driers reach 0.3 kWh/kg and less. By 2004 manufacturers had developed heat pump driers reaching class A that were satisfying in all aspects and put them onto the market. The initially very high purchasing price was a barrier, which was targeted by public procurement and rebate programs by the city of Zurich (2004), by the utility of Zurich (2006) and other utilities (since 2007). Consequently the sales proportion of class A driers increased to close to 50% in 2011.

The 2012 and 2013 figures are not very interesting, but positive, consisting uniquely of class A. Since January 2014 the new Energy Label for driers with classes up to A+++ is also compulsory in Switzerland. The classification scale is now based on an energy efficiency index, no longer on the kWh/kg value. Most heat pump driers are in classes A+ and better. The class A 'technology gap' is not nice, but it reflects the efficiency jump from conventional (class B) driers to A+ heat pump driers. The new classes allow consumers to distinguish more from less efficient heat pump driers, and provide an incentive for manufacturers to market more high efficiency heat pump driers.

### 2. Minimum efficiency requirements

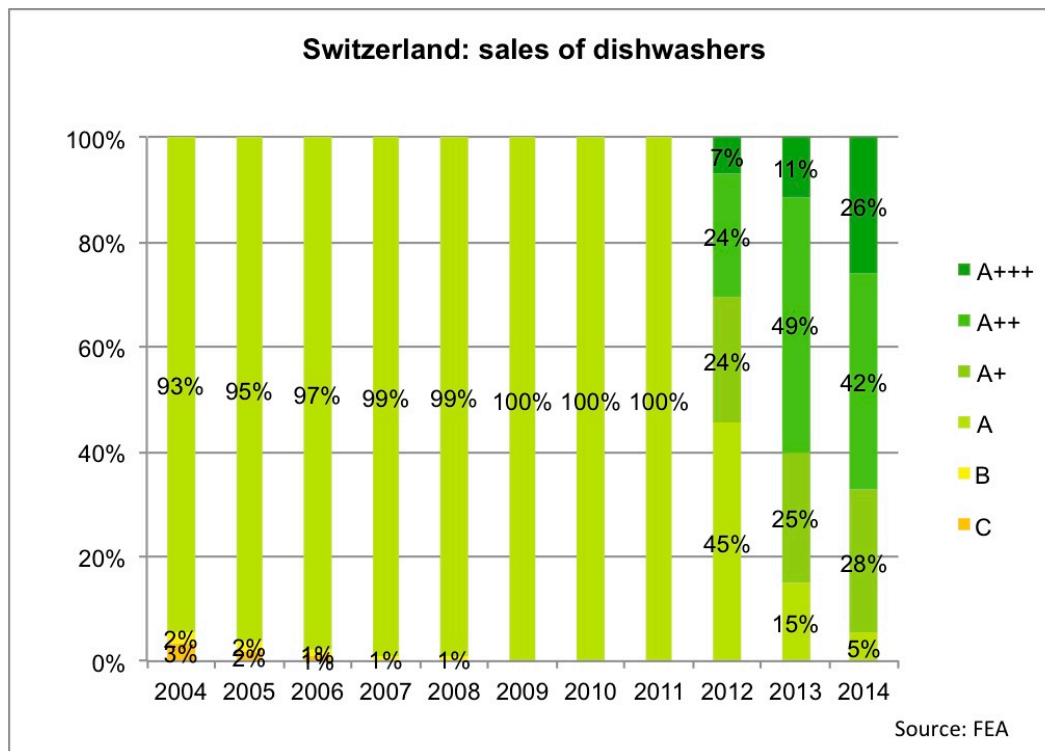
In June 2009 the Swiss government already announced the ambitious minimum efficiency requirements that was put into force in January 2012: only class A tumble driers were announced to remain on the market. The announced ban of class B and C driers certainly helped considerably to further push the sales share of class A driers. The ban of tumble driers without integrated heat pump has been implemented in January 2012 without any problems.

Since January 2015 the MEPS level was lifted to A+.

## 6. Dishwashers

### Description

Class A has been dominating the market from 2004 to 2011; its sales proportion climbed from 93% to 100%. In this period no improvement of the average EEI could be observed. In 2012 the new Energy Label with classes up to A+++ was introduced – and instantly these new classes accounted for more than half of the sales. In 2014 sales of the ‘+’-classes accounted for 95% of the sales.



Graph 8: Swiss dishwasher market development. Graph source: S.A.F.E. and FEA (2015)

### Interpretation: Policy instruments

#### 1. Energy Label

The energy label for dishwashers was implemented in 1997. Graph 8 shows that at least since 2004 until 2011 there remained virtually only class A on the market. Manufacturers did not have any possibility to market more efficient products, so there was no visible development towards higher efficiency during all those years. The energy consumption per cycle remained at the same level – just above the class A threshold- for many years. In 2012 the new energy label has been introduced, and classes up to A+++ are on the market. The new classes don't seem to have been designed very ambitiously: many products already reach the new A+++ class, and the +-classes account for the vast majority of the sales. A study preparing the revision of the label and Ecodesign regulations is currently being prepared.

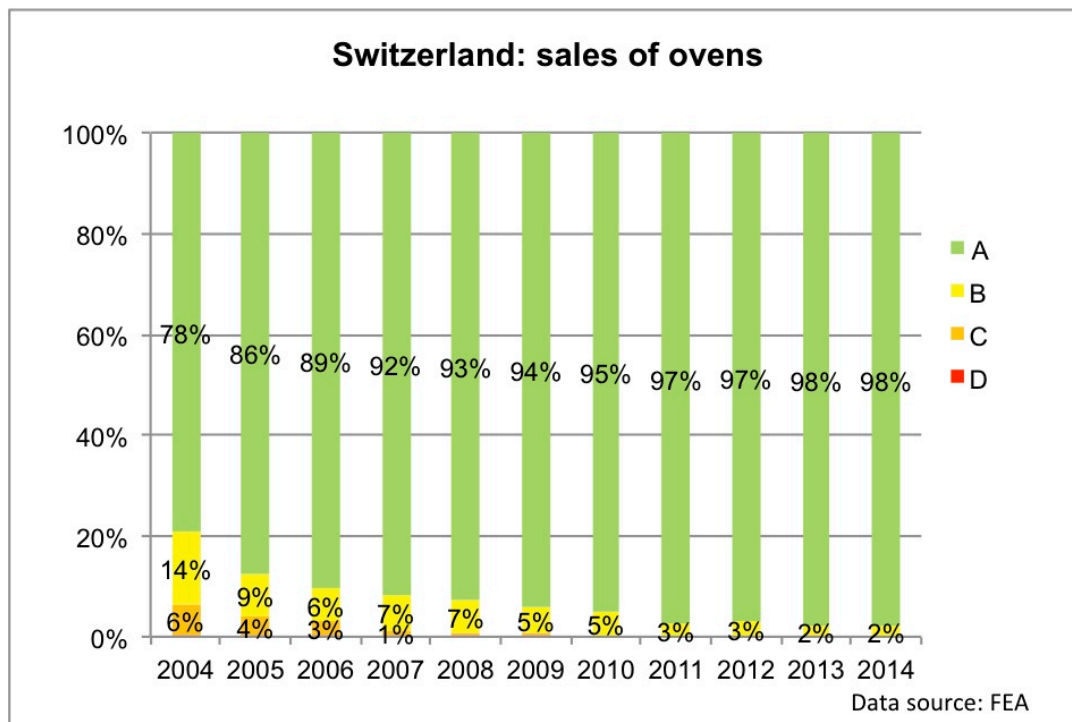
#### 2. Minimum efficiency requirements

Since December 2011 only class A dishwashers are allowed on the markets of the European Union. Switzerland has only adopted the minimum efficiency requirements from the EU in 2014: From January 2015 class A (small DWs) and A+ (large DWs) will be mandatory. This measure is of little effect, because 85% of the dishwashers are in classes A+ and better. Had effective policy instruments such as an up to date energy label and a systematic monitoring been at hand, more effective minimum requirements could have been formulated.

## 7. Ovens

### Description

The sales proportion development graph for ovens resembles the one for dishwashers until 2011: class A is dominating the market over the entire period of observation. Its sales proportion increases from 78% in 2004 to 98% in 2014. Because for different sizes of ovens different classification scales apply and the sales proportion of the oven sizes is not known, it is not easily possible to calculate an average EEI.



Graph 9: Swiss oven market development. Graph source: S.A.F.E. and FEA (2015)

### Interpretation: Policy instruments

#### 1. Energy Label

The energy label for ovens has been unchanged since its implementation in 2002. Obviously it was designed with too unambitious classes, since in 2004 already it would have been due for a revision. A revised oven Label has been published by the EC and also adopted by Switzerland. This will allow a development towards higher efficiency after its introduction in 2015, after many years of stagnation.

#### 2. Minimum efficiency requirements

Switzerland introduced class B (ovens > 65l: class C) as minimum efficiency requirement in January 2010, and from January 2015 class A will apply. Both tiers have been of little effect, eliminating only a very small proportion of the ovens on the market.

The EU will implement minimum efficiency requirements based on the new Energy Label.

## 8. Conclusions

The discussion of the different efficiency development graphs shows that a technical development towards higher efficiency of appliances does not happen *per se*, but needs to be fostered by appropriately designed policy instruments. Where these instruments are absent or lacking in effect, the development towards higher efficiency can stop almost completely. Therefore energy labels and minimum efficiency requirements as the two most important policy instruments need to be redefined regularly, in parallel with the technological development.

### **EU: Systematic market monitoring needed**

The European Union does not systematically monitor the development of the appliance markets in its Member States. Most of the ecodesign regulations and (new) energy labels were defined based on partial market data (samples), most of it collected for the EuP preparatory studies and outdated by the time of adoption. For example, the implementing measures on cold appliances were enforced in 2010 based on market data from 2005.

A new energy labelling scale and minimum efficiency requirements can only be appropriately designed if they are based on up-to-date and sound market data. Policy measures which are based on outdated or partial data bear the risk to bring no or only little effect, while still leading to costs during elaboration and implementation. Next to serving as a basis to design policy measures, systematically gathered market data also allows monitoring the effect of policy measures.

Furthermore comprehensive sales data as shown here allows estimating the stock of the different product categories in EU households and, through the knowledge on its efficiency, the total electricity consumption of the stock. If data is available for a period corresponding to the typical lifetime of a product, the stock's electricity consumption can be deduced quite precisely.

Most other important economies do track their market changes. And also the EU with its 28 Member States is proving that a market monitoring system can be implemented here: for passenger cars, a registration system that allows calculating the fleet emissions of each brand is functioning since the 1970ies (see the product registration discussion paper from TIS, 2014).

### **Different possibilities to monitor the market**

The Swiss case study discussed here is one possibility how the market could be monitored also in the EU. In Switzerland, the association of household appliance manufacturers collects and publishes annually the aggregated sales data. Maybe a similar system is thinkable in the EU?

Another possibility is demonstrated in the pilot market monitoring on TVs by Topten, which has been repeated for the second time in 2014 (Michel, Attali, Bush, 2014). It is based on aggregated sales data from GfK, a professional market analysis company. It's the daily business of GfK and other similar companies to collect and sell sales data containing additional information, e.g. on energy efficiency. The data is there; all manufacturers buy and know the market data, reinforcing the information asymmetry between the industry on the one hand, and the European Commission and other stakeholders on the other hand. A market monitoring report published annually for all products with an Energy Label, based on sound and recent sales data, would create a common basis for discussions. The data does not cost a fortune, and it needs not be complex: aggregated data is sufficient. A market monitoring based on sales data obtained from professional market analysis companies can be realised starting now.

Another option has been proposed by the Commission in its proposal for a revised Energy Labelling framework: a product registration database. A registration requirement for all products covered by an Energy Label and / or Ecodesign requirements (possibly also additional electric and electronic products) would serve different aims. Such a database would greatly support market surveillance, facilitating the exchange of results of compliance tests between Member States, mainly by clarifying

which models are technically identical. And it would provide an up-to-date overview on the models that are on the market and their energy efficiency. This information can also be used to support decisions on policy measures.

Since sales data weight products according to their market importance, a sales-based market monitoring is a better source of information than a model-based one, plus after some years complete sales data allow calculating stock models and total energy consumption. On the long term, a product registration could be linked to a requirements to provide sales data for suppliers, a system that is implemented in New Zealand. Or the product registration database could be combined with annual market monitoring reports based on sales data obtained from a professional market research company.

### **Energy Labels: redesign**

The energy label serves as a basis for other policy instruments such as MEPS and rebate programmes. Therefore an up-to-date energy label with an appropriate labelling scale is key for the efficiency development of appliances. The energy label must allow an identification of the most energy efficient products on the market and make the average efficiency of the products visible. In order to remain effective the classification scale of the energy label needs to be redefined every 5 to 10 years in order to reflect the state of the art. After such a rescale, classes A and B should be empty initially, to allow for improvement in the following years. By now a simpler approach has been implemented by adding classes A+ to A+++ on top of A. At least this measure allows manufacturers to communicate the efficiency of their good products, but for consumers it is confusing if A is not the best but – sometimes – the worst or too bad to be even allowed on the market. Also the recent revisions with added classes show to have been defined way too unambitiously: in the case of refrigerators and freezers, dishwashers, washing machines and air conditioners for example, dozens of products already reach the new top classes A+++ ([www.topten.eu](http://www.topten.eu)), which have been introduced in 2011 only. The best washing machines already exceed the A+++ limit by 50%, the best dishwasher by 40%. In all four cases three years after the amendment of the energy label already no incentive remains to develop more efficient models, since currently they cannot be marketed this way. Had profound market data been at hand and considered for the revision, the new energy labels could have been designed to be more than an interim solution which has to be re-revised after three years only. Now a market monitoring program could help to observe the development after the introduction of the new energy labels closely. The needed re-revision should be based on the results of a market monitoring programme.

### **Ambitious MEPS in advance**

If announced several years in advance MEPS can be defined at an ambitious level and contribute to a market shift before actually applying. Prerequisites for well designed MEPS are an up-to-date energy labelling scale with several 'active' classes and a systematic market monitoring. Like in the case of the energy label also the effect of MEPS is reduced with the technical development – which is the very aim of these instruments. But a regular adaptation to the technical development is needed in order to keep MEPS effective. Based on sound and up-to-date market data ambitious and appropriate minimum efficiency requirements can be announced and implemented.

### **Outlook: is further technical development possible?**

The research and development departments of appliance manufacturers keep making possible what sometimes seems impossible: to develop even more efficient products, when it seemed that all potentials had been exploited. One such example are TVs, where the innovation of LED backlight led to a reduction in electricity consumption of between 25% and 40% - just after the EU had defined an energy label and MEPS based on the assumption that no considerable development potential was remaining.

The manufacturers' R&D departments will keep finding innovative solutions for further improvement – as long as innovations can be rewarded by a yet untouched efficiency class on the energy label.

Current and concrete potentials for further development can be found in a range of products:

- For refrigerators and freezers the current improvement potentials lie in vacuum isolation and efficient compressor motors (variable speed drive permanent magnet motors).
- Washing machines and dishwashers can be mainly rendered more efficient by improving cold wash programmes, or by connecting them directly to the hot water supply. The latter is effective where the water is heated at least partially with renewable energy. The new, most efficient models have an integrated heat pump.
- For heat pump tumble driers further development will mainly target the compressor motors, introducing frequency-controlled high efficiency permanent magnet motors.

## 9. References

Swiss appliances sales development 2004 – 2014. S.A.F.E. and FEA, September 2015:

<http://www.topten.eu/uploads/File/FEA-Geraetestatistik-2004-2014-EN.pdf>

FEA (Swiss Association of the Domestic Electrical Appliances Industry), [www.fea.ch](http://www.fea.ch)

Topten, best products of Europe: [www.topten.eu](http://www.topten.eu)

Swiss energy regulation 730.01, updated 1. March 2012: [www.admin.ch/ch/d/sr/730\\_01/index.html](http://www.admin.ch/ch/d/sr/730_01/index.html)

(in German) / [www.admin.ch/ch/f/rs/730\\_01/index.html](http://www.admin.ch/ch/f/rs/730_01/index.html) (in French)

EU energy labelling and ecodesign regulations:

EU regulation 1060/2010 on energy labelling of household refrigerating appliances

[www.topten.eu/uploads/File/Energy%20Label%20regulation%20cold%202010.pdf](http://www.topten.eu/uploads/File/Energy%20Label%20regulation%20cold%202010.pdf)

EU regulation 643/2009 on ecodesign requirements for household refrigerating appliances

[www.topten.eu/uploads/File/Household\\_refrigerator\\_regulation\\_090723.pdf](http://www.topten.eu/uploads/File/Household_refrigerator_regulation_090723.pdf)

Preparatory study on household refrigerators and freezers regulations revision:

<http://www.ecodesign-fridges.eu/Pages/welcome.aspx>

EU regulation 1061/2010 on energy labelling of washing machines

[www.topten.eu/uploads/Upload/Labeling\\_Regulation\\_WM\\_EN\\_OJL\\_30-11-2010.pdf](http://www.topten.eu/uploads/Upload/Labeling_Regulation_WM_EN_OJL_30-11-2010.pdf)

EU regulation 1015/2010 on ecodesign requirements for washing machines

[www.topten.eu/uploads/Upload/REG\\_1015\\_2010.pdf](http://www.topten.eu/uploads/Upload/REG_1015_2010.pdf)

Preparatory study on washing machines and washer-driers ecodesign and labelling regulations revision:

[http://susproc.jrc.ec.europa.eu/Washing\\_machines\\_and\\_washer\\_dryers/index.html](http://susproc.jrc.ec.europa.eu/Washing_machines_and_washer_dryers/index.html)

Directive 95/13/EC on energy labelling of household tumble driers (old label)

[www.topten.eu/uploads/File/95\\_13\\_EC\\_drier%20label%20Directive.pdf](http://www.topten.eu/uploads/File/95_13_EC_drier%20label%20Directive.pdf)

EU regulation 392/2012 on energy labelling of household tumble driers (current label)

[www.topten.eu/uploads/File/Energy%20Label%20Driers%20March%202012.pdf](http://www.topten.eu/uploads/File/Energy%20Label%20Driers%20March%202012.pdf)

EU regulation 1059/2010 on energy labelling of household dishwashers

[www.topten.eu/uploads/File/1059-2010\\_Energy\\_label\\_dishwasher.pdf](http://www.topten.eu/uploads/File/1059-2010_Energy_label_dishwasher.pdf)

EU regulation 1016/2010 on ecodesign requirements for household dishwashers

[www.topten.eu/uploads/File/Ecodesign%20REG\\_1016\\_2010\\_dish.pdf](http://www.topten.eu/uploads/File/Ecodesign%20REG_1016_2010_dish.pdf)

Preparatory study on dishwashers ecodesign and labelling regulations revision:

<http://susproc.jrc.ec.europa.eu/Dishwashers/index.html>

Commission Directive 2002/40/EC on energy labelling of household electric ovens

<http://eur-lex.europa.eu/LexUriServ/LexUriServ.do?uri=OJ:L:2002:128:0045:0056:EN:PDF>

Anette Michel, Sophie Attali, Eric Bush: European TV market 2007 – 2013. Energy efficiency before and during the implementation of the Ecodesign and Energy Labelling regulations. Topten International Services, July 2014.

[www.topten.eu/uploads/File/European\\_TV\\_market\\_2007–2013\\_July14.pdf](http://www.topten.eu/uploads/File/European_TV_market_2007–2013_July14.pdf)

Michel, Attali, Bush, TIS: Why Europe should introduce mandatory product registration and a public database for energy related products. Discussion paper. November 2014.

[http://www.topten.eu/uploads/File/Topten-discussion-paper-product-registration-database\\_Nov\\_14.pdf](http://www.topten.eu/uploads/File/Topten-discussion-paper-product-registration-database_Nov_14.pdf)